

Dear parents,

Thanks for all the work you are doing at home with your children. Most of the workbooks are finished now, so if you have any pages left you could finish them if you wish. If you have any questions about a particular page feel free to ask. The following activities are suggestions, please complete whatever activities suit you and your child best. There are some worksheets at the end of this document, but you don't need to print them, you could do the same activities on a copybook page if you wish. My apologies about the quality of some of the pages, my scanner is out of action.

Please continue to read as much as possible with your child, and encourage them to read any words they will know. Practise your child's sight words with them, and if possible, add the following sight words this week:

there	they	go	no
-------	------	----	----

When asking your child to label pictures their own approximate spelling is fine.

Irish: On the Bua na Cainte app, please revise An Scoil. Irish content is included in this document if you can't access Bua na Cainte.

Monday

Handwriting: s

This week please practise your child's name with them a couple of times each day at the bottom of the page of handwriting.

At the end of this document you will find a picture of a lake scene. Ask your child to label as many things as they can from this picture and come up with a sentence or two if they can. You can do this same activity with any picture of your own choice.

Maths: Please continue with Mathematics as usual.

Revision of sets; ask your child to draw a given number of objects. You will find an example of this at the end of this document. You could draw out a simple version of the same activity for your child.

Gaeilge: An Scoil

With Bua na Cainte pg 6, revise the following vocabulary with your child:

doras	<i>door</i>	bord	<i>table</i>
cófra	<i>cupboard</i>	cathaoir	<i>chair</i>
fuinneog	<i>window</i>	scoil	<i>school</i>
mála scoile	<i>schoolbag</i>	múinteoir	<i>teacher</i>
Cad é sin?	<i>What is that?</i>	Sin _____	<i>That's _____</i>

Tuesday

Handwriting: k

Please ask your child to read the following words:

it	tin	pat
nip	sat	as
ant	tip	pan
sit	pest	tap

pin	is	pit
-----	----	-----

At the end of this document you will find a page with a picture of a dog. There are five spaces to fill in with words that rhyme with dog (fog, frog....) After coming up with words that you can think of that rhyme with dog together, you could ask your child to complete this activity, where they have to write the words, and then draw the objects.

Maths: Continue with Mathletics and the same activity as yesterday where your child draws a given number of objects.

Gaeilge:

With Bua na Cainte pg 7, please practise the following vocabulary with your child:

mála scoile	<i>schoolbag</i>	leabhar	<i>book</i>
cóipleabhar	<i>copybook</i>	peann luaidhe	<i>pencil</i>
Cad atá sa mhála scoile?		<i>What is in the schoolbag?</i>	
Tá _____ sa mhála scoile.		<i>There's a _____ in the bag.</i>	
Cad é sin?	<i>What is that?</i>	Sin _____	<i>That's _____</i>

Wednesday

Handwriting: c, o

In your garden or on a walk today, take note of some living and non-living things. Ask your child to draw and label them.

Play the following Language game with your child – just pick a few!

Name 5 things that are...		
small	green	rectangular
circular	red	blue
big	square	triangular
loud	quiet	scratchy

tasty	smell nice	sound nice
-------	------------	------------

Maths: continue with Mathletics and the same activity as yesterday.

Gaeilge:

Using Bua na Cainte pg 8, please practise the following vocabulary with your child

Tá Teidí ag scríobh.	Teddy is writing.
Tá Teidí ag gáire.	Teddy is laughing.
Tá Teidí ag léamh.	Teddy is reading.
You can also practise these phrases and the ones from last week using your own bodies and any toy – Bí ag siúl / rith / léim/ scríobh/ gáire/ léamh	

Thursday

Handwriting: a, d

Art activity:

If you have paint/colours etc at home, you could make icecreams similar to the ones pictured with your child.



Maths: Continue with Mathletics and sets activity.

Gaeilge:

https://seideansi.ie/dep/files/connacht/Ar_mhaith_lean_imirt_liom.html

This is an Irish story which should work on both laptop and phone.

Friday

Handwriting: g, q

Description story based on a teddy/toy.

The teddy is soft.

The teddy is cuddly.


The teddy is brown.

If you have a dice at home, you could play the following game with your child:

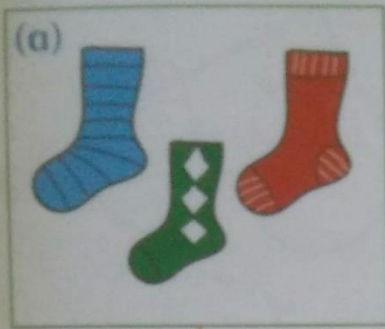
Resources: dice, small objects (lego blocks or similar)

Put all the objects in a pile in the middle. Take turns rolling the dice, and take that number of objects from the pile.


When all the objects are gone, the winner is the person with the most objects. You can play the same game in reverse and see who clears their pile first!




Draw the correct number of socks. Colour.




3




4




2




5



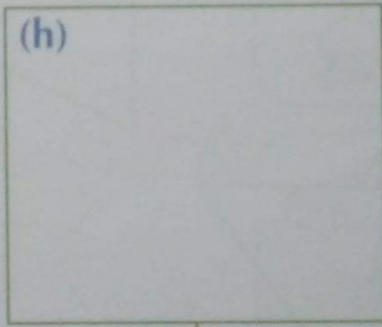
3




4




5



4



5



f ---

fr ---

d ---

j ---

og



Going on a Nature Walk


Find some living and non-living things on your walk. Draw them in the spaces below.





living


non-living


Draw the correct number of stars or flowers. Colour.


3 → 


0 → 


1 → 


4 → 


2 → 


2 → 


3 → 

5 → 

4 → 

1 → 

5 → 

0 → 

Draw sets of 2, 3, 4 and 5.

