

## First Class

### Work for May 25<sup>th</sup> - May 29<sup>th</sup>

Hi everyone,

I hope this finds you all well. I have once again given daily suggested work for the week...do as much as you can...you are not expected to complete all of the work.

Please find below the new code if you would like the option to join Seesaw (if you are joined already there is no need to do anything new)

**Open the app or go to [app.seesaw.me](https://app.seesaw.me) on your browser and choose 'I'm a Student'. Type the code DXSA WHBP to join your class. (This code expires on May 31<sup>st</sup> 2020 as it is only valid for seven days)**

#### Monday:

##### English:

This week we are going to continue our new book 'The Magic Swan'. The children's books can be viewed online here <https://educateplus.ie/ppresource/just-english-1st-class>

Read page 19 of the story today and complete page 35 in your Just English Workbook...choose a different animal and draw. Also have fun completing page 56 in your Just English Workbook...Follow the Directions.

##### Maths:

Move on to +9 addition tables in your folder this week. Keep practicing orally and written, mix in other tables too and some subtraction - a few every day will really benefit your child. Also do some revision...practice skip counting again...counting in 2's, 5's and 10's.

Today have a look at adding bigger numbers...adding 10 and 20 to numbers...the tens in the number will change but the units will stay the same e.g.  $32 + 10 = 42$   
Practice lots of these with your child...write out sums for them to do...the corresponding page from their Busy at Maths workbook is below (don't feel under pressure to print this out if it doesn't suit...have a look at what's on the page and write it into your child's copy....it is there as a guide for you)

# Addition 4

Complete the following.

1. (a)  $20 + 10 = \square$     (b)  $30 + 20 = \square$     (c)  $50 + 30 = \square$   
 2. (a)  $32 + 10 = \square$     (b)  $36 + 30 = \square$     (c)  $17 + 50 = \square$   
 3. (a)  $24 + 40 = \square$     (b)  $19 + 20 = \square$     (c)  $30 + 42 = \square$

4.

15	25
25	
35	
45	
55	
65	
75	
85	

*(Note: A dashed arrow above the table indicates +10 from 15 to 25.)*

5.

8	28
18	
28	
38	
48	
58	
68	
78	

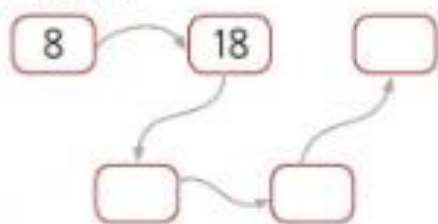
*(Note: A dashed arrow above the table indicates +20 from 8 to 28.)*

6.

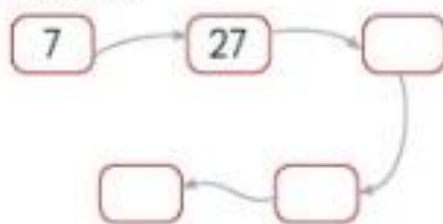
34	44
19	
65	
44	
57	
61	
54	
89	

*(Note: A dashed arrow above the table indicates +10 from 34 to 44.)*

7. Add 10.



8. Add 20.



## Challenge



Luke planted 36 sunflowers.

Jake planted 20 sunflowers.

How many sunflowers did they plant altogether?



### Science:

Have a look around your house at home and find all of the things that use electricity. How do you know it uses electricity? How does it work? Choose five, draw a picture of them and label them. Discuss with your child why we need to be careful with electrical appliances. Use the picture below to highlight some of the dangers...



### Tuesday:

#### English:

Just English Workbook - complete page 38. Have fun following the directions and drawing your own swan. Don't forget to colour in your picture when you're finished. Read page 21 of the story.

Have another look at some of the games based on the children's workbook 'Sounds Like Phonics Activity Book C' that the children have been using during the year. <https://slp.cjfallon.ie/> Please click on their activity book (orange cover) and this will lead you to choose between four units. You will find lots of games and resources to help with revision of phonics they have learned. This can be done daily or weekly over the next few weeks.

## Maths:

Today continue to have a look at your tables especially +9 addition new ones for this week. Also revise skip counting and adding in 10's from yesterday.

Today we are going back to have a look at 'Money'. Revise all of the coins up to 50c with your child....ask them to draw them out, label them and colour them in for you.

Then ask your child to make up various amounts using real coins if possible. E.g. show me 22c, show me 48c, show me 13c etc. These can also be drawn out for practice e.g. Draw the coins I need to make 35c etc.

Ask your child to show you different ways of making an amount of money using the coins e.g. how many ways can I make 10c.....5c + 5c.....5c + 2c + 2c + 1c etc.

Setting up a mini version of a shop with a shopkeeper like before can really help your child with this and makes it lots of fun!

## Gaeilge:

Don't forget to have a look at TG4 this week - Cúla4 Monday to Friday from 10am.

As outlined by Mr Moloney on the school's website: To access Bua na Cainte's interactive programme at home, for a limited period, please follow the instructions below.

1. Go to [www.edco.ie/bua](http://www.edco.ie/bua)
2. Select the file which suits your computer PC or MAC
3. Select the Class Level you require, and then click on it to start a download of the file.
4. Once the download has completed, click on the file to install and follow the on-screen instructions.
5. A Bua na Cainte icon will appear on your desktop. Once you select this icon a login page will open where you will need to enter the details included below. Please note that Bua na Cainte only works on PC and Mac computers.

**Login: trial**

**Password: trial**

Once you have logged in: Have a look at the theme 'Ag Siopadóireacht'. Listen to the conversation under 'Ceacht 2' and the poem 'Ag Scipeáil' under the label 'Rainn'.

## Wednesday:

### English:

Today have a think about what superhero you would love to be. Think about what you would look like, what costume you would wear, what super power you would have etc. Use some of the words from the pages below and write about a day when you became that superhero. Your story can begin with: 'I woke up and felt different...then I looked in the mirror.....' Describe yourself and something that happens you on your adventures. (There are lots of lovely colouring pages, mask templates etc on Twinkl for some fun extra activities if you'd like.... To access these resources go to [www.twinkl.ie](http://www.twinkl.ie) and use the code IRLTWINKLHELPS to log in.)





## Character Adjective Word Mat



ugly



pretty



fat



brave



tall



short



scary



thin



dirty



cheerful



fierce



foolish



proud



caring



smelly



mean



annoying



polite



generous



poor



rich

### Maths:

Once again revise tables with your child. Today we are continuing to look at the coins up to 50c. Revise back on what you did yesterday and have another game of 'shop'. Have a look at the page from the children's Busy at Maths Workbook below. Again don't feel that you have to print it...ask your child to draw out the coins as this is good practice for them....coins that make a total of 50c (question 1).....least number of coins to make a total amount (question 2)...write the value of the blank coin (question 3)

# Money 3 – Fifty cent



1. Ring the sets of coins that make 50c. Join to the 50c coin.



2. Draw the least number of coins needed to make these amounts.

(a) 29c		(b) 37c	
(c) 44c		(d) 48c	

3. Write the value of the blank coin in each of these.

(a)     	(b)     
---	--

## Challenge



Mark has . Madge has .

(a) Who has more?

(b) Madge needs to find  c more to have .



## Art:

Today I would love if you would draw a picture of you in your superhero costume from your English story. Colour it in and add in any other characters you would like. Have a look here for some ideas to help you:

[https://www.youtube.com/results?sp=mAEB&search\\_query=drawing+superheroes+for+kids+](https://www.youtube.com/results?sp=mAEB&search_query=drawing+superheroes+for+kids+)

## Thursday:

### English:

Read page 22 of the story 'The Magic Swan'. Just English Workbook - complete page 39...write down the names of all of the people Peter met on his journey and colour in. Also complete page 58 in your Just English Workbook about 'Question Marks'.

### Maths:

Spend 5/10 minutes revising your tables...orally or written!

Today have a look at the revision page below...write or draw out the answers onto a page or into a copy.



# A quick look back 6

1. Write the missing numbers.

45			48		50
----	--	--	----	--	----

2. Circle the **biggest** number.

46    28    37


3. Circle the **smallest** number.

41    39    45

4. Write the correct numeral.

Twenty-five =

5. Write the number shown on the notation board.



6. Draw the correct number of counters on the abacus to show 27.



7. Circle the shapes that can stack.



8.

15	-	7	=	<input type="text"/>
----	---	---	---	----------------------

9.  $31 + 7 =$

10.  $\frac{1}{2}$  of 12 =

11. Write the correct numeral.

Forty-seven =

12. Write the number shown on the abacus.




13. It is half past .



14. Draw hands to show half past 3.



15. I have 3 **tens** and 7 **units**.

I am .

16. I have 4 **units** more than 31.

I am .

17. Colour  $\frac{1}{2}$  of the leaves.



38	39	40	41	42	43
----	----	----	----	----	----

18. 40 comes just **after** .

19. 42 comes just **before** .

20. 39 comes **between**  and 40.

## Grow in Love

Use the free access to the online Grow in Love resources by going to the website [www.growinlove.ie](http://www.growinlove.ie) and using the following login details:

Email: [trial@growinlove.ie](mailto:trial@growinlove.ie) Password: growinlove

Click on the first class workbook and go to Theme 9: 'Creation' - Lesson 2: 'God made us...we are special'. Have a look at the resources here with your child - there are lovely videos about 'Creation' and 'Taking Care of the World'. Complete

pages 52 and 53 in their workbooks with them. (Page 52 can be completed by interviewing brothers/sisters at home or they can write about themselves)

### **Gaeilge:**

Today Múinteoir Ray is having another look at 'Mé féin agus mothúcháin' on the RTE School Hub. Listen in and practice some of your Gaeilge.....see what you can remember from listening in last week!

### **Friday:**

#### **English:**

Read the last page (page 24) of the story 'The Magic Swan'. Write about your favourite part of the story and your favourite character and draw a picture. Complete pages 37 and 40 in your Just English Workbook about the story.

#### **Maths:**

Today have one last look at your +9 addition tables. See if you can write them all without any help.

Just like yesterday have a look at the next revision page below...write down or draw out the answers.

# A quick look back 7

1. Colour the coins that make 20c.



2. Colour the **biggest** number.

94      49      86

3. Colour the **smallest** number.

84      48      69

4.  $13 - 6 = \square$

5. 

6	+	9	=	
---	---	---	---	--

6. Colour the cylinder.



7.  $8 + \square + \square = \square$

8.  $32 = \square$  tens +  $2$  units.

9. Write the correct number.



10. It is half past .

11. Draw the correct number of counters on the notation board to show 64.

t	u

12. Circle the **units**.      56

13. Circle the **tens**.      87

14. Write the correct numeral.  
seventy-six = .

15. Write the correct numeral.  
ninety-seven = .

16. I have 6 **tens** and 8 **units**.  
I am .

17.  $18 - 7 = \square$

18.  $78 = \square$  tens +  units.

19. 8 is  $\frac{1}{2}$  of .

20. Draw the correct number of counters on the abacus to show 88.



## Music and PE:

Today on the RTE School Hub Múinteoir Ray is teaching all about vocal rhythms and melodies and they are having the Home School Hub Olympics Sports Day 2020. They are joining forces with Team Ireland to bring you the ultimate

school sports day in your own home! On your marks, set, go....Sounds like lots of fun!!!

You are all doing an amazing job with your children...well done!!

Mrs Buckley.